

Thank you for purchasing Quinn's Lavender Castile Soap. We hope that you love this natural and versatile soap as much as we do. Quinn's Lavender Castile Soap contains certified organic argan, jojoba and hemp oils. The ingredients are biodegradable - good for you and for the environment.



Quinn's Lavender Castile Soap is concentrated, so please dilute before using on skin, hair or fur.

We encourage you to create your own signature soaps by adding your favorite essential oils.

SO MANY USES!

One soap, a variety of purposes - from head-to-toe body care, household cleaning and laundry. Here are our favorite recipes to get you started.

Body Wash/Hand Soap

Mix 1/2 cup castile soap with 1/2 cup distilled water. Try adding 10 - 15 drops of coconut oil for a little extra luxury and hydration.

Shampoo

Wet hair. Mix 2 tbsp. castile soap with 1 cup distilled water. Lather on hair from scalp to ends. Rinse thoroughly. Follow with an acidic rinse to balance the pH of your hair - 1 part lemon juice or apple cider vinegar to 8 parts water. Keep away from eyes.


Facial Cleanser

For fresh invigorated skin, mix 1 tbsp. castile soap, 1 cup distilled water and 1/2 cup witch hazel. Supercharge your wash by adding 5 drops of tea tree essential oil. Keep away from eyes.

Body Wash/Hand Soap

Mix 1/2 cup castile soap with 1/2 cup distilled water. Try adding 10 - 15 drops of coconut oil for a little extra luxury and hydration.





Unisex Shaving Lather

Add a few drops of castile soap to wet hands, rub into a lather and apply to face, legs or body before shaving.

Foot Soak

Add a tablespoon (15ml/0.5 fl oz) to a foot bath and relax! Lavender is a great choice for hard or cracked heels, or use Tea Tree if fungal infections are a concern.

Multi-Purpose Cleaning Spray

The non-toxic way to clean household surfaces and floors. Mix 1/4 cup castile soap with 4 cups warm water. Add mixture to a spray bottle.

Dish Soap (Hand Wash)

For that extra sparkling finish, mix 1 part castile soap to 2 parts warm water, then hand wash dishes.

Laundry Detergent


Better for you, your clothes and the environment! Add 1/3 cup castile soap to a large load.


Once the rinse cycle begins, add 1/2 cup vinegar.

Car Cleaner

Use castile soap as an eco-friendly carpet cleaner. Mix 1 part castile soap into 4 parts water. Mix until foamy.

Rub onto stains, then rinse with water.





Carpet Cleaner

Use castile soap as an eco-friendly carpet cleaner. Mix 1 part castile soap into 4 parts water. Mix until foamy. Rub onto stains, then rinse with water.

Reusable Wipes

Make your own wipes by cutting up an old t-shirt and soaking strips in 2 tbsp. castile soap and 1 cup of water. Add your favorite essential oil for anti-bacterial or aromatic purposes.

Makeup Brush Cleaner

Add a few drops of castile soap to 1 cup of warm water. Wash brush bristles, keeping metal part of handle out of mixture and away from water. Rinse thoroughly. Ensure brush is dry before reusing.

*Soap is concentrated, so remember to dilute with water before using. Never apply directly onto skin, hair or fur.

Recipe quantities are suggested amounts only. Start with a weaker solution, then experiment with different dilutions until you find the right dilution for you.

For external use only. Avoid contact with eyes and other mucus membranes. Do not use on broken skin.

Do not ingest. If swallowed seek medical assistance. If irritation or sensitivity occurs, discontinue use.

Keep out of reach of children.

